

PAYMENT SOLUTIONS

IN E-COMMERCE

**SAFERPAY
INTEGRATION
INTO PRESTASHOP**

June 2020

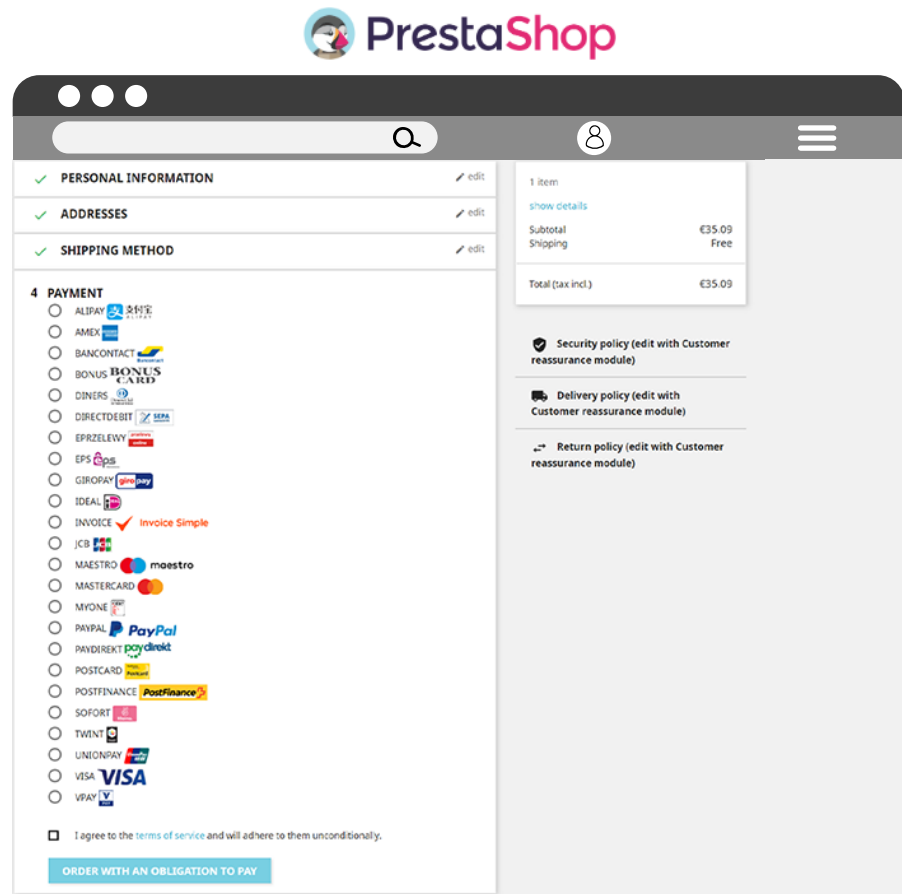


**DIGITAL PAYMENTS
FOR A TRUSTED WORLD**

Worldline

PRESTASHOP INTEGRATION

- Now with the new official module (Plugin):
<https://addons.prestashop.com/en/payment-card-wallet/47989-saferpay-payment-solution.html>
- Makes a payment integration faster and efficient
 - Built on top of PrestaShop version 1.6.1
 - The Payment Page Interface provides a simple and easy integration of Saferpay into PrestaShop or mobile app or other applications without the need to implement a user interface for card data entry
 - Customizable to your needs, e.g. user friendly design of credit card transaction interface
 - Professional support via Saferpay experts



FEATURE RICH

INTEGRATION POSSIBILITIES

- ✓ PCI DSS certified
- ✓ Payment Page Interface
- ✓ Transaction Interface - Hosted Entry Form
- ✗ Transaction Interface - Saferpay Fields
+ in next release (Q3/20)

FUNCTIONS

- ✓ Secure Card Data (Tokenization)
+ for customer initiated transactions
- ✗ Recurring Payment *
- ✓ Automatic multi currency
- ✓ Dynamic Currency Conversion (DCC)
- ✓ Direct or delayed capture
- ✓ Partial capture (different amount)
- ✗ Multiple partial captures *
- ✓ Refunds
- ✓ Cancelation

CARDS

PAYMENT

- ✓ American Express
- ✓ Bancontact
- ✓ Bonus Card
- ✓ Diners Club International
- ✓ Discover Card
- ✓ JCB
- ✓ Maestro
- ✓ Mastercard
- ✓ MyOne
- ✓ Postfinance Card
- ✓ UnionPay
- ✓ Visa
- ✓ V PAY

ALTERNATIVE PAYMENT

METHODS

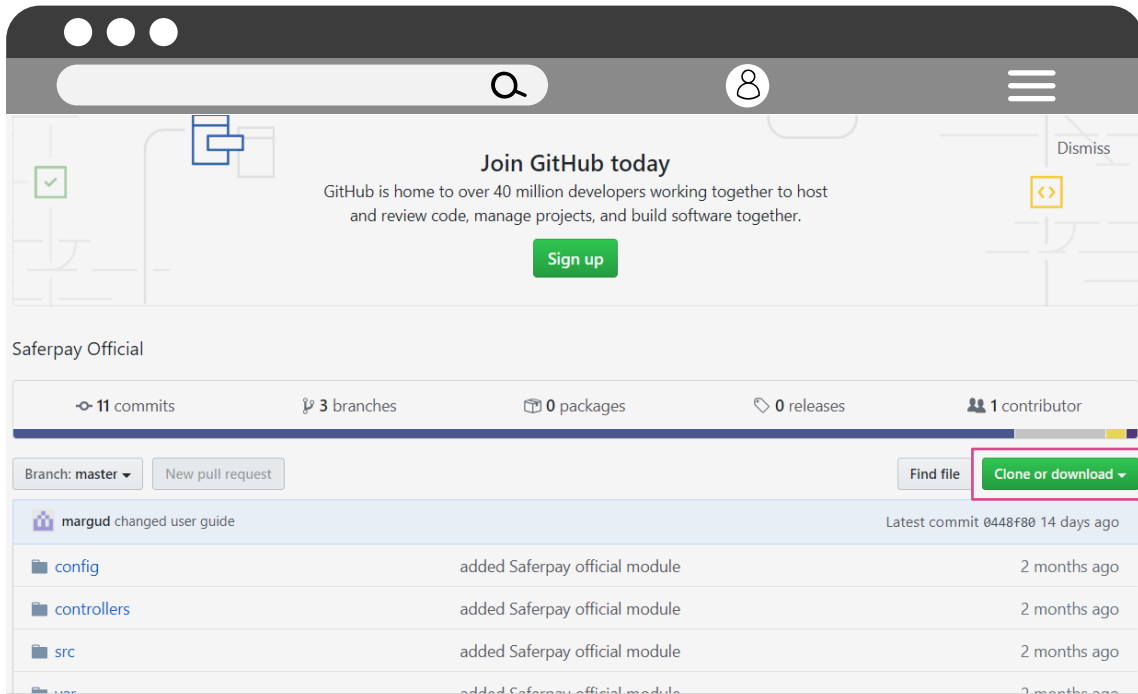
- ✓ Alipay
- ✗ Billpay - Direct Debit
- ✗ Billpay - Purchase on Bill
- ✓ eps
- ✓ giropay
- ✓ iDEAL
- ✗ paydirekt
- ✓ PayPal
- ✓ Postfinance E-Banking
- ✓ Przelewy24
- ✓ SEPA Direct Debit
- ✓ Sofort
- ✓ TWINT
- ✓ Wallets
- ✗ Apple Pay
+ in next release (Q3/20)
- ✓ Masterpass
- ✗ Visa Checkout

HOW TO GET THE MODULE VIA PRESTASHOP MARKETPLACE SMALL COSTS APPLY

The screenshot shows the PrestaShop Marketplace interface for the 'Saferpay - Payment Solution Module'. The page features a search bar, a user profile icon, and a menu icon at the top. The main content area displays the module's title, developer information, and a description. A price box on the right indicates the price is 49,99€ (excl. tax) and includes a '3 months of support' badge. A pink 'Add to cart' button is visible. Below the main content, there are tabs for 'Overview', 'Specifications', and 'Developer'. The 'Overview' tab is selected, showing a gallery of images and a description of the module. The URL in the browser's address bar is <https://addons.prestashop.com/en/payment-card-wallet/47989-saferpay-payment-solution.html#support>.

- 1 <https://addons.prestashop.com/en/payment-card-wallet/47989-saferpay-payment-solution.html>
- 2 Login or register at PrestaShop and purchase it
- 3 Log into PrestaShop Backoffice.
- 4 Navigate to Modules -> Modules manager menu
- 5 Click on Upload a module button, dialog box will appear

HOW TO GET THE MODULE VIA GITHUB FOR FREE




- 1 <https://github.com/Invertus/saferpayofficial>
- 2 Click on the green button „**Clone or download**“. If you choose download zip, you will get "saferpayofficial-master.zip", you need to do the following steps:
 1. Unzip it
 2. Rename main folder from "saferpayofficial-master" to "saferpayofficial"
 3. Zip it
- 3 Now module is ready to be uploaded to PrestaShop

SAFERPAY INTEGRATION SUPPORT & TECHNICAL RESOURCES

- <http://test.saferpay.com>
- <https://www.six-payment-services.com/en/site/e-commerce-developer/developer.html>



integration.saferpay@six-payment-services.com



THANK YOU

Copyright © Worldline. All rights reserved.

Worldline is a registered trademark of Worldline SA © 2020 Worldline.

Confidential information owned by Worldline, to be used by the recipient only. This document, or any part of it, may not be reproduced, copied, circulated and/or distributed nor quoted without prior written approval from Worldline.

**DIGITAL PAYMENTS
FOR A TRUSTED WORLD**

Worldline